

woodberry

2024



Commercial Furniture and Shelters

Why choose Woodberry


Trusted Experts

With quality at our core, we are the trusted experts to thousands of hospitality clients in the UK.

We work with large chain clients, designers and individual sites to identify what best suits your furniture and shelter needs in busy hospitality environments.

We take personal responsibility to find solutions to optimize your space and help your business work harder. Our expert team has over 16 years' experience supplying thousands of sites, and we enjoy a challenge.

- Preferred supplier to many large hospitality and leisure chains in the UK
- We offer value for money with long lasting products and quality guarantees
- Products are built to last, durable for everyday commercial use
- Our supply chains are short and controllable, with majority Europe based
- We work closely with our customers to understand their needs and strive to offer excellent customer service
- Woodberry is one of the few suppliers with full FSC® Certification (FSC C115839)
- Bespoke upholstery, frame colours and shelters offered to get exactly what is required
- End-of-life recycling offered on our products with removal from site
- We offer expert delivery and installation for all products



2024, Let's Go!

At Woodberry, we always work hard to understand what will help your business thrive. The last few years have been challenging for everyone, but we have adapted our ranges to offer what works hardest for your hospitality business at the right price for you.

Sustainability is an ever-increasing priority for us all. We are proud to be one of the only UK suppliers with full FSC® certification. This means our wooden products can be traced right back to the forest. We also offer end-of-life recycling of our products, so please get in touch.

We are all conscious of the cost-of-living and getting value for money. This brochure offers price-conscious ranges of robust commercial-grade products at lower prices.

We take personal responsibility to find a solution that is right for you. If you need something bespoke for your brand; a certain upholstery, colour of frame, tabletop or shelter, please talk to our friendly expert team on 01926 889922

We're here to help, so please get in touch.

The Woodberry Team



Index

Outdoor Furniture Pages 5-24

Picnic Tables	6-7
Price-Conscious Range	8-9
Tables & Chairs	10-13
Tables & Benches	14-15
Outdoor Bar Furniture	16-17
Outdoor Sofas	18-19
Planters	20-21
Litter Bins	22
Park Benches	23
Accessories	24

Shelters Pages 25-32

Delivery, Installation, Planning & Bespoke	26-27
---	-------

Price-Conscious Range	28
Retractable Canopies & Jumbrellas	29
Bespoke Wooden Gazebos	30
Bespoke Metal Gazebos	31
Bespoke Luxury Gazebos	32

Indoor Furniture Pages 33-45

Upholstery & Bespoke	34
Dining Chairs	35-37
Dining Tables	38-42
Dining Benches	43
Bar Furniture	44-45

Inspiration Pages 46-47

Delivery, Installation & Bespoke Requirements

Delivery

Woodberry contract deliveries to a national pallet distribution network. This means, that your delivery will arrive on a pallet in a large delivery vehicle (18-tonne lorry), with a tail-lift, so the driver will drop the pallet off either at the kerbside or in your front drive. We aim to deliver in-stock products within 1-2 weeks.



Installation

Our expert team will install furniture or shelters at your venue for an additional charge. Installation includes building the furniture or shelter on-site in the location you require. Our team then take away all the packaging leaving your venue ready to serve customers. Please talk to us about your installation requirements on 01926 889922.

Bespoke Requirements

If you don't see what you are looking for in this brochure, please talk to us about your requirements. Our team are experts at sourcing furniture that our customers need.

For the indoor furniture range, we offer a wide choice of upholstery options and coloured frames for chairs or can work with your bespoke fabric specifications.

For Shelters, every order is bespoke based on your site and your needs. Our shelter experts will talk you through step-by-step to make the process easy and speedy for you.



Outdoor Furniture

Picnic Tables

A-Frame Picnic Tables

We are experts with over 16 years' experience supplying Commercial Picnic Tables to the hospitality industry.



Wooden Picnic Tables

- Ashow Range 6-Seater
1490mm x 1510mm x 688mm tall
- Standard 6-Seater
1500mm x 1270mm x 760mm tall
- 2m 8-Seater
2000mm x 1270mm x 760mm tall

Recycled Plastic Picnic Tables

- 1.4m 6-Seater
1400mm x 1300mm x 755mm tall
- 1.8m 8-Seater
1800mm x 1300mm x 755mm tall



Disabled Access Picnic Tables

- 2m Wooden
2000mm x 1270mm x 760mm tall
- Recycled Plastic
1800mm x 1400mm x 755mm tall



Picnic Tables

Circular, Square, Rectangular Picnic Tables

Circular



Ashow Range 8-Seater
1800mm x 1800mm x
680mm



4-Seater
1520mm x 1520mm x
740mm tall



6-Seater
2050mm x 1820mm x
740mm tall



8-seater
1935mm x 1935mm x
740mm tall



6-Seater with Backs
2300mm x 2050mm x
850mm tall



8-Seater with Backs
2350mm x 2350mm x
840mm tall



Recycled Plastic 8-Seater
1818mm x 1818mm x
750mm tall

Square



8-Seater
2035mm x 2035mm x
740mm tall



8-Seater with Backs
2400mm x 2400mm x
850mm tall

Bourton Range



2-Seater
1440mm x 590mm x
725mm tall



4-Seater
1440mm x 990mm x
725mm tall



6-Seater
1440mm x 1490mm x
725mm tall

Price Conscious Outdoor Furniture

We have created a range of commercial grade furniture and parasols for customers on a tighter budget. These products are non-discountable.

Tables & Chairs

Mix & Match Chairs

Available
in a range of
in-stock colours
or bespoke
RALs



Brent Range - 570mm x 635mm x 790mm tall



Camden Range - 570mm x 520mm x 840mm tall



Bexley Range - 590mm x 575mm x 830mm tall

Camden Range Tables

Available with marble or wood effect table tops.

- Square Table – 800mm x 800mm x 750mm tall
- Rectangular Table – 1400mm x 800mm x 750mm tall



Pacific Range

- Square Table
800mm x 800mm x 750mm tall
- Rectangular Table
1600mm x 800mm x 750mm tall
- Stacking Armchair
600mm x 565mm x 845mm tall



Price Conscious Outdoor Furniture

Tables & Chairs

Harbury Range



Square Table
800mm x 800mm x
760mm tall



Rectangular Table
1660mm x 1000mm x
730mm tall



Diner Chair
470mm x 560mm x
870mm tall



Armchair
610mm x 590mm x
870mm tall

Picnic Tables

Ashaw Range

- 6-Seater A-Frame
1490mm x 1510mm x
688mm tall
- 8-Seater Circular
1800mm x 1800mm x
680mm tall



Parasols

3 colours available; Navy,
Green or Cream

- 2.1m Parasol – 2100mm x
2100mm x 2200mm tall
- 2.7m Parasol – 2700mm x
2700mm x 2200mm tall



Tables & Chairs

Pedestal Tables

High-Pressure Laminate Tops

Available with 12mm, 35mm or 39mm deep tabletops. A range of tabletop colours in-stock or talk to our team about your bespoke requirements. Match tops with square, round or rectangular pedestal bases.


Mix and match base and tabletop shapes.



High-Pressure Laminate (HPL) makes an ideal table top for outdoor or indoor use. It is easy to wipe clean, waterproof and cigarette burn resistant.

- Round Base with Round Top
690mm x 690mm x 722mm tall
- Round Base with Square Top
690mm x 690mm x 722mm tall
- Square Base with Round Top
690mm x 690mm x 722mm tall
- Square Base with Square Top
690mm x 690mm x 722mm tall
- Rectangular Base and Top
1190mm x 690mm x 722mm tall

In-stock colours available;



Tables & Chairs

Pedestal Tables

Hardwood Tops

These hardwood tops are ideal for outdoor use. Hardwood acacia is a tight grain wood that has natural oils to protect the wood from water and weathering over time. The tight grain reduces cracking, splits and rot.

- Round Base with Round Top
700mm x 700mm x 732mm tall
- Round Base with Square Top
700mm x 700mm x 732mm tall
- Square Base with Round Top
700mm x 700mm x 732mm tall
- Square Base with Square Top
700mm x 700mm x 732mm tall
- Rectangular Base and Top
1200mm x 700mm x 732mm tall



Softwood Tops

Chunky softwood table tops to match with the pedestal bases.

- Round Wood Top, Round Base
800mm x 800mm x 750mm
- Round Wood Top, Square Base
800mm x 800mm x 750mm
- Square Wood Top, Square Base
750mm x 750mm x 750mm
- Square Wood Top, Round Base
750mm x 750mm x 750mm



Tables & Chairs

Wooden Range



Hexham Range

- Square Table
800mm x 800mm x 750mm tall
- Stacking Armchair
565mm x 565mm x 830mm tall



Portobello Range

Vintage style chairs for outdoor and indoor use. In-stock colours; red, green, blue and yellow. Bespoke RAL colours available.

- Chair
500mm x 600mm x 845mm tall



Florence Range

- Square Folding Table
700mm x 700mm x 750mm tall
- Rectangular Folding Table
1200mm x 800mm x 750mm tall
- Folding Armchair
500mm x 580mm x 900mm tall
- Folding Sidechair
500mm x 450mm x 900mm tall

Teak Range

- Square Table
900mm x 900mm x 750mm tall
- Rectangular Tables
1500mm x 900mm x 750mm tall
1900mm x 900mm x 750mm tall
- Round Table
1200mm x 1200mm x 750mm tall
- Stacking Armchair
580mm x 620mm x 910mm tall



Tables & Chairs

Plastic Range



Clovelly Range

Commercial Grade synthetic rattan with a glass table top.

- Round Table
1000mm x 1000mm x 760mm tall
- Stacking Armchair with cushion
625mm x 605mm x 860mm tall

Recycled Plastic

100% recycled plastic tables and chairs. Available in sand or grey colour

- Square Table
960mm x 960mm x 740mm tall
- Armchair
560mm x 620mm x 860mm tall
- Diner Chair
520mm x 534mm x 860mm tall



This range is made from 100% recycled plastic and is fully recyclable at the end of the furniture life. It is weatherproof and maintenance free. The furniture is reinforced with steel to prevent sag.

Tables and Benches

Gabion Range

This furniture range adds a 'wow' factor to your outdoors. Made from galvanised steel cages and thick FSC® Certified wooden table tops and bench seats, it gives you the ability to fill with different rock or contents of your choice. Stone filling sold separately, choose from: Cotswold Stone, Atlantic Cobbles.

- 6-Seater Table
1800mm x 750mm x 750mm tall
- Square 4-Seater Table
1000mm x 1000mm x 750mm tall
- Bench
1800mm x 450mm x 450mm tall
- Stool
450mm x 450mm x 450mm tall

Stone sets to fill 1 Gabion Set:

- Cotswold Stone
- Atlantic Cobbles



Mix and match with loose chairs

Discovery Range

Made with chunky FSC® Certified wooden table and bench tops and black powder coated steel legs.

- 6-Seater Table
1800mm x 750mm x 750mm tall
- Bench
1800mm x 450mm x 450mm tall
- Bench with Backrests
1800mm x 450mm x 840mm tall

Tables and Benches

Castle Range

A chunky FSC® Certified wooden table and bench design, available with rectangular tables and benches. This furniture is incredibly well built with a 10-year structural guarantee.

- Rectangular Table
1800mm x 750mm x 750mm tall
- Bench
1550mm x 375mm x 450mm tall



Flora Range

A rustic 3-seater wooden bench with integrated planter.

- Bench
1996mm x 800mm x 760mm tall

Also
available with
backrests



Scaffold Range

Suitable for outdoor and indoor use, this range has a metal scaffold base with reclaimed timber board tops. Each timber board is unique.

- Rectangular Table
1520mm x 660mm x 750mm tall
- Bench
1520mm x 440mm x 450mm tall



Bierkeller Range

Suitable for outdoor and indoor use, this range has a green folding steel frame with birchwood tops. Great for flexible additional seating.

- Rectangular Table
2200mm x 700mm x 780mm tall
- Bench
2200mm x 250mm x 480mm tall



Outdoor Bar Furniture

Choose from FSC® Certified wood, Robinia Hardwood, Gabion Range and Old Barrel Poseur Tables. Plus Bar Stools and Bar Height Chairs that mix and match with the Poseur Tables.

Hexham Range

This range has a robinia hard wood table top or seat top with a robust black aluminium frame.



- Square Table
700mm x 700mm x 1100mm tall
- Rectangular Table
1200mm x 700mm x 1100mm tall



- Bar Stool
350mm x 350mm x 800mm tall
- Bar Chair
450mm x 350mm x 1075mm tall



Outdoor Bar Furniture

Poseur Tables



Gabion Range

750mm x 750mm x 1100mm tall



Square Table with wood effect top

800mm x 800mm x 1000mm tall



Scaffold Range

660mm x 660mm x 1000mm tall

Bar Chairs



Bexley Range

Available in black or bespoke RAL colours to order

- 500mm x 440mm x 1040mm tall (seat height 730mm tall)

Old Oak Barrel Poseur

- Oak Barrel
750mm x 750mm x 1000mm tall
- With Wooden Table Top
800mm x 800mm x 1000mm tall



Outdoor Sofas

Create comfort for your outdoor guests with this new range of sofas.

*Flat Packed
Delivery,
Installation
available*



Knighton Range

- 2-Seater Sofa
1355mm x 790mm x 810mm tall
- 3-Seater Sofa
1980mm x 790mm x 810mm tall
- Armchair
725mm x 790mm x 810mm tall
- Coffee Table
930mm x 550mm x 400mm tall

Seat height for all 420mm tall
Includes grey shower proof cushions

Outdoor Sofas

Holmsley Range

Plastic rattan effect with cream showerproof cushions.


- 2-Seater Sofa
1510mm x 660mm x 800mm tall
- Armchair
760mm x 660mm x 800mm tall
- Coffee Table
900mm x 500mm x 330mm tall



Burley Range

Made from acacia hardwood with showerproof cushions.

- 2-Seater Sofa
1400mm x 710mm x 765mm tall
- Armchair
700mm x 710mm x 765mm tall
- Coffee Table
1200mm x 600mm x 350mm tall




Commercial Planters

Smarten up your outdoor areas, create a welcoming entrance or divide areas with planters. Available as fibreglass, recycled plastic or FSC® Certified wooden planters.

Fibreglass Planters

Available in black or grey

- Trough
1000mm x 450mm x 460mm tall
- Cube
500mm x 500mm x 500mm tall
- Tall Square Planter
360mm x 360mm x 800mm tall



Wooden Planters

- Trough
1200mm x 400mm x 600mm tall
- Cube
600mm x 600mm x 600mm tall

Recycled Plastic Planters

- 500mm Cube
500mm x 500mm x 500mm tall
- 600mm Cube
600mm x 600mm x 600mm tall



Commercial Planters

Pre-Assembly Service

Step 1 – Choose your Planter

Step 2 – Choose your faux plants from our range

Step 3 – Choose your decorative filling



We offer a pre-assembly service for your planters. They are delivered ready to place in your venue with no planting up. This applies to our range of faux plants and decorative pebbles only, we do not plant live plants.



Litter Bins



Open-Top Plastic Litter Bin
Wald Range - 450mm x
450mm x 800mm tall



Plastic Litter Bin Chase
Range - 540mm x 540mm
x 1030mm tall



Post Mounted Litter Bin
Frith Range - 390mm x
390mm x 530mm tall



Metal Litter Bin Nemus
Range - 270mm x 270mm
x 590mm tall



Grove Litter Bin
427mm x 427mm x
855mm tall



Bosk Litter Bin
585mm x 625mm x
1040mm tall



Greendine Recycled
Plastic Litter Bin
454mm x 454mm x
900mm tall



Estate Litter Bin
640mm x 700mm x
1220mm tall



Double Recycling Bin
1280mm x 700mm x 1220mm tall



Triple Recycling Bin
1920mm x 700mm x 1200mm tall

Park Benches

Park Benches made from teak and recycled plastic. Available in a range of sizes.



- 1.5m Teak Bench Charlbury Range
1500mm x 610mm x 920mm tall
- 1.8m Teak Bench Charlbury Range
1800mm x 610mm x 920mm tall



- 1.5m Teak Bench Bericote Range
1500mm x 650mm x 910mm tall
- 1.8m Teak Bench Bericote Range
1800mm x 650mm x 910mm tall



- 1.5m Birchmoor Bench
1530mm x 730mm x 950mm tall
- 1.8m Birchmoor Bench
1830mm x 730mm x 950mm tall



- Recycled Plastic Bench
1800mm x 670mm x 770mm tall

Accessories



Parasols

One of our top selling products, we offer a range of sizes and colours to suit all requirements. Our parasols are high quality made from 410g spun poly fabric with a double pulley system and leather spar pockets.

All are Olefin coated to enhance sun-stain resistance.

- 2.1m Parasol
- 2.7m Parasol
- 3.0m Parasol



Navy



Green



Natural

Parasol Bases

Concrete bases are available in several weights to accommodate different sized parasols. 30kg base is suitable for parasols up to 2.7m diameter.

- 30kg
- 50kg



Electric Patio Heaters

2kw Electric Patio Heater with remote control
680mm x 110mm x 130mm tall



1.5kw Electric Patio Heater with button
440mm x 110mm x 130mm tall



Outdoor Shelters

Delivery, Installation & Planning

Delivery

We deliver shelters flat packed. Depending on the size of the gazebo these will either be delivered in a large 18-tonne lorry or a medium-sized van. Most of our clients require our expert team to install the gazebo, if you do not require installation then the delivery driver will get the van as close to the site as possible and unload kerb-side.



Planning

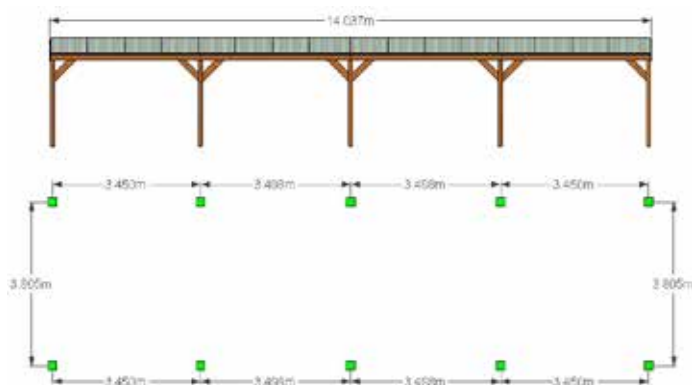
We are not experts in planning regulations, but we do seek advice from professional planning experts. We understand that most surface-fixed structures that are less than 4m tall and more than 2m from a boundary do not need planning permission. However, we would always recommend seeking planning advice from your local council especially if you have a historic property, are in an AONB or National Park.

Installation

Our expert shelters installation team have vast experience of installing shelters, some in the most challenging locations or weather conditions.

We generally conduct a site-survey before you place the order to ensure that you are getting the right product for your location.

It takes approximately one day to install a gazebo on-site. Our team will remove all packaging and leave the site ready to serve.



Recent Client Installations



Chichester Lakeside Holiday Park



East Horton Golf Centre



Houghwood Golf Club



The White Horse Pub



The Red Lion Pub, Hunningham



The Red Lion Pub, Hunningham



Watermouth Cove

Price Conscious Shelters

Fixed size outdoor shelters to keep costs to a minimum for those on a tight budget.

Wooden Gazebos

Made from FSC® Certified wood with a composite bitumen weatherproof roof, these wooden gazebos are available in 3 different sizes.

- 4m x 3.6m x 2.5m tall
- 5.3m x 4m x 2.5m tall
- 7m x 4m x 2.5m tall



Quadrat Gazebo

Toughened aluminium gazebo with a louvered roof. Side blinds included.

Available in sizes

- 5.4m x 3.5m x 2.3m tall
- 7.2m x 3.5m x 2.3m tall

Talk to our team about installation.



Retractable Canopies and Jumbrellas

Retractable Canopies

Made to order in a wide range of sizes, these retractable canopies are remote controlled to open and close.

The canopy has a strong aluminium frame with a special outdoor fabric roof. High powered LED lighting is included underneath.

Widths from 3m to 13m with depths 2m to 5m.

You will need an outdoor power source to control the canopy.

Talk to us about your specific requirements and measurements. Expert installation is required.



Jumbrellas

Ideal for venues in need of flexible shelter and shade that can be put up and taken down quickly.

These giant umbrellas have a strong aluminium frame with a 350gsm waterproof canvas canopy.

Available in different colours and sizes. Sizes are available in metre intervals up to 6m x 6m.

Installation is required as the base requires concreting into the ground.

Talk to us about your requirements and measurements.

Shown here a 5m x 5m size fits 4 tables with 16 covers widely spaced underneath

Bespoke Wooden Gazebos

This bespoke wooden shelter range is available to your custom measurements, with a choice of roof shapes, roof and frame colours.

Pyramid Roof

Available from 4.2m long in a range of sizes, the roof has overlapping felt shingles.



Apex Roof

Available from 4m long to a maximum of 20m long.

Flat Roof

Available from 4m long with a choice of side wall and door options.



Bespoke Metal Gazebos

These metal shelters can be made-to-measure, with a choice of roof shapes, roof material, frame colours and side panels and doors.

Apex Roof

Available from 4m long, choose from glass or polycarbonate roof panels.



Mono-Pitch Roof

Available from 5.4m long with a choice of side wall and door options.



Bespoke Luxury Gazebos

These made-to-measure luxury gazebos are made from toughened aluminum with a louvered roof. The roof is remote control operated for easy opening and closing.

The gazebos are available in a range of frame colours with a variety of side wall panel options including shutters, bi-fold windows and doors.



Lighting and heating options can be integrated.

No matter the measurements of your area, our team can specify a gazebo to fit your space.

This Gazebo does require an external electrical source.

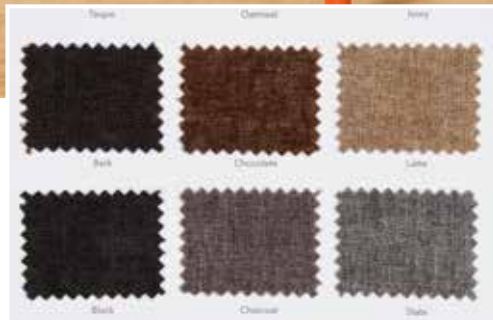


Indoor Furniture

Bespoke & Upholstery

Woodberry offers a range of indoor furniture products that can be made bespoke to suit your brand's look. Whether you require a specific fabric pattern for upholstered chairs or furniture frames and tabletops that match your brand's colours perfectly.

Talk to our team about your requirements. Minimum order quantities may apply.



We offer velour, fabric, and faux leather upholstery on many of our commercial dining chairs in a wide variety of colours and patterns. All of our upholstered furniture is commercial standard.

This means that the upholstery meets the mandatory CRIB5 standards and has been through the Martindale test to ensure it has a commercial grade rub count of 30,000 or more. This means that your new upholstered furniture will be long lasting through frequent use and cleaning.



Dining Chairs

Wooden Chairs

Hard-wearing wooden dining chairs in a range of finishes, with protective treatment for easy cleaning.



Multiple Colour Options

Talk to our team about bespoke colour requirements.

Popular colour finishes



Glan Dining Chair
440mm x 460mm
x 800mm tall



Laisan Dining Chair
440mm x 520mm x
815mm tall



Dellen Dining Chair
485mm x 540mm x
815mm tall



Bolmen Dining
Chair – 460mm x
510mm x 810mm
tall



Roxen Dining Chair
420mm x 520mm x
825mm tall



Vanern Dining Chair
440mm x 485mm
x 780mm tall



Siljan Dining Chair
530mm x 420mm
x 880mm tall



Stanton Dining
Chair – 530mm x
425mm x 835mm
tall



Lacock Dining
Chair – 515mm x
480mm x 835mm
tall



Avebury Armchair
545mm x 530mm x
875mm tall. Light or
dark oak finish



Burford Dining Chair
425mm x 500mm x
840mm tall. Light or
dark oak finish



Burford Armchair
520mm x 535mm
x 820mm tall. Light
or dark oak finish



Avebury Dining Chair
425mm x 530mm x
875mm tall. Light or
dark oak finish



Belfort Dining Chair
450mm x 540mm x 910mm
tall. Steel tubular frame,
wooden seat and back

Dining Chairs

Metal Chairs

Suitable for indoor and outdoor use, these lightweight aluminum chairs are incredibly versatile.



Bexley Range

Powder coated aluminium chairs in a range of colours. Bespoke RAL colours are available to suit your brand.

- 590mm x 575mm x 830mm tall

For bespoke colours, talk to our team about your specific requirements and we can spray to order.

In-Stock Colours



Wedding Chairs – Chiavari Style

Portofino Range

A metal chair with copper-effect finish, stackable up to 4 high.

- 450mm x 520mm x 855mm tall



Doria Range

A limewashed wooden chair with fabric seat pad, stackable to 10 high.

- 390mm x 410mm x 900mm tall



Torza Range

Polypropylene chairs with a cross-back, stackable up to 8 high. Available in white, black, green and anthracite.

- 510mm x 510mm x 870mm tall



Dining Chairs

Upholstered Chairs

Talk to our team about your upholstery needs. Choose from a wide range of faux leather, fabric and velour upholstery options, or we can upholster bespoke fabrics for your brand.



Fairford Dining Chair
440mm x 460mm x
800mm tall

Black metal frame
with upholstered
seat options



Avebury Dining Chair
425mm x 530mm x
875mm tall

Light or dark oak
finish frame



Avebury Armchair
545mm x 530mm x
875mm tall

Light or dark oak
finish frame



Burford Dining Chair
425mm x 500mm x
840mm tall

Light or dark oak
finish frame



Burford Armchair
520mm x 535mm x
820mm tall

Light or dark oak
finish frame



Stanton Dining Chair
560mm x 435mm x
810mm tall

Light or dark oak
finish frame



Ashbury Armchair
610mm x 670mm x
810mm tall

Upholstered in faux
leather, fabric or
velour



Vanern Dining Chair
440mm x 485mm x
780mm tall

Available with a
range of coloured
frames



Bolmen Dining Chair
460mm x 510mm x
810mm tall

Available with a
range of coloured
frames

Dining Tables

Feature Tables

Eye-catching, unique design tables that will set your venue apart.

Gabion Range

This eye-catching design offers steel cages with a high-pressure laminate (HPL) wood-effect or solid oak tabletop. Choose your own filling to match your venue style.



Square Table
750mm x 750mm x 750mm tall



Small Rectangular Table
1200mm x 750mm x 750mm tall



Large Rectangular Table
1800mm x 750mm x 750mm tall

Brick Range

For an urban look, this table has a pedestal base with brick slips and a high-pressure laminate wood-effect or solid oak tabletop.

- Square Pedestal Table
750mm x 750mm x
750mm tall



Dining Tables

Feature Tables

Industrial-style long tables which are great for communal seating, match with benches or chairs to create 6-8 seater sets.



Match
with benches
or chairs



Discovery Range

These industrial style tables are hard-wearing, easy to clean and look great. Available with HPL or solid oak tabletops.

- Rectangular Dining Table – 1800mm x 750mm x 750mm tall

Scaffold Range

This range offers unique reclaimed plank table tops and metal scaffold bases.

- Rectangular Dining Table
1520mm x 660mm x 750mm tall



Broadway Range

With a rustic metal trestle base, this table has a solid oak tabletop.

- Rectangular Dining Table
1800mm x 750mm x 720mm tall



Dining Tables

Pedestal Tables

With so many options, we want to make it easy. So,

1. Choose your base
2. Choose your tabletop shape
3. Choose your colour



1. Select your base



Square Base
380mm x 380mm x 710mm tall



Round Base
450mm x 450mm x 710mm tall



Rectangular Base
770mm x 450mm x 710mm tall

2. Select your tabletop shape



Round Top
700mm x 700mm x 12mm deep



Square Top
700mm x 700mm x 12mm deep




Rectangular Top
1200mm x 700mm x 12mm deep

Dining Tables

3. Choose your colour/finish

High-Pressure Laminate Tops – 12mm deep



Black



White Marble




Vintage Teal



Vintage Bronze



Blue



Grey



Lime Green



Red



Sage Green



Sky Blue



Yellow



Dark Oak



Light Oak



Red Patchwork



Grey Wood

Compressed Wood Laminate Tops
35mm deep bullnose edge



White Marble



Light Oak



Dark Oak

Compressed Wood Laminate Tops
39mm deep straight edge



Dark Oak



Light Oak



Bronze

Wooden Tops



Hexham Hardwood



Rustic Soft Wood



Solid Oak

Dining Tables

Wooden Tables

Hardworking, traditional style wooden dining tables to suit most venues.

Burford Range

Made from beechwood with a light or dark oak finish. Rectangular tables are also available.

- Square Dining Table
800mm x 800mm x 740mm tall



Mix and match with a variety of chairs



Charlecote Range

Made from solid beech with a lacquer finish, the tables have a light oak finish.

- Square Dining Table
690mm x 690mm x 750mm tall
- Rectangular Dining Table
1200mm x 700mm x 750mm tall



Avebury Range

This two-tone table is made from rubber wood with a lacquer finish. Also available as a rectangular table.

- Square Dining Table
750mm x 750mm x 750mm tall



Dining Benches



Discovery Range

Made with steel legs, black powder coated and a solid oak seat. Alternative seat top options available.

- Discovery Dining Bench
1800mm x 450mm x 450mm tall



Gabion Range

With a black powder coated steel cage base and solid oak seat. This bench can have filling of your choice added to the cage bases.

- Gabion Dining Bench
1800mm x 450mm x 450mm tall

Scaffold Range

With a metal scaffold base, and a bench seat made from reclaimed wood with a smooth finish.

- Scaffold Dining Bench
1520mm x 440mm x 450mm tall



Bar Furniture

Bar Tables

Bibury Range

Made from beech wood with a light or dark oak finish.

- Square Bar Table
680mm x 680mm x 1050mm tall



Scaffold Range

With a scaffold metal base, this table comes with a reclaimed wood table top.

- Square Bar Table
680mm x 680mm x 1050mm tall



Gabion Range

A powder coated black steel cage base with a choice of tabletop options. Fill with contents of your choice for suit your venue.

- Square Bar Table
660mm x 660mm x 1000mm tall



Bar Furniture

Bar Chairs & Stools

Bibury Range

Made from beech wood with a light or dark oak finish.

- Bar Chair
425mm x 535mm x 1120mm tall
- Bar Stool
385mm x 385mm x 700mm tall

Upholstery options available



Bexley Range

Made from lightweight powder coated aluminium. Bespoke colour options available.

- Bar Chair
570mm x 560mm x 1050mm tall

Stanton Range

A solid beech wood framed chair with a choice of light or dark wood finish. Faux leather, fabric and velour upholstery options in a range of colours available.

- Bar Chair
545mm x 420mm x 1060mm tall
- Upholstered Bar Chair
530mm x 435mm x 1060mm tall



Inspiration Section

Furniture Sourcing

We have a wide range of furniture but if you can't find a style you are looking for please talk to our team. We are experts in sourcing commercial furniture and work closely with designers to specify interior and exterior projects.



Inspiration Section

Recent Client Installations

Here are some recent client installations with non-stock furniture that we sourced for their design schemes.



Chichester Lakeside Park Holidays



The Dirty Duck Pub, Stratford Upon Avon



Chichester Lakeside Park Holidays



The Dirty Duck Pub, Stratford Upon Avon



The Lantern Bar & Kitchen Mount Pleasant Hotel




The Lantern Bar & Kitchen Mount Pleasant Hotel

Commercial Furniture & Shelters for Hospitality Venues

Commercial Indoor and Outdoor Dining and Bar Furniture and Shelters for Hospitality Venues in the UK. We supply pubs, tourist attractions, bars, restaurants and cafes.

With our expert knowledge, good quality commercial-grade products and great customer service, we can provide the best furnishing solution for your business.



Woodberry Ltd, Bericote Woodyard,
Bericote Road, Leamington Spa,
CV32 6QP

www.woodberry.co.uk

01926 889922

mail@woodberry.co.uk

